



















Early Childhood

November 2023

FAMILY

# Engagement Month

Activities for Families

Sunday	Monday	Tuesday	Wednesday	Thursday	Friday	Saturday
		<p>AS YOUR KIDS GROW THEY MAY FORGET WHAT YOU SAID, BUT WON'T FORGET HOW YOU MADE THEM FEEL.</p>	<p>1</p> <p><b>NATIONAL FAMILY LITERACY DAY</b></p> <p>Read a book aloud to your child or you may choose a <a href="#">story online</a> to watch and listen together.</p>	<p>2</p> <p>Check out <a href="#">our local library website</a> to find out what library resources are currently available for young children.</p>	<p>3</p> <p>From birth to 5 years, your child should reach milestones. Track your child's development and get parenting tips at the <a href="#">CDC website</a>.</p>	<p>4</p> <p><b>NATIONAL PLAY OUTSIDE DAY</b></p> <p>Start a game of catch, kickball, tag, or Frisbee or make up a game. Take a walk around the block.</p>
<p>5</p> <p><b>DAYLIGHT SAVING TIME ENDS!</b></p> <p>Show your child a clock, discuss how we are adding an hour to our day today, so it will start to get dark sooner.</p>	<p>6</p> <p>Rake leaves into a pile and jump in the leaves or build a leaf fort.</p> 	<p>7</p> <p><b>ELECTION DAY</b></p> <p>Count family members' votes for "What's for Supper?"</p> 	<p>8</p> <p><b>NATIONAL S.T.E.M. DAY</b></p> <p>STEM stands for Science, Technology, Engineering and Mathematics. Visit <a href="#">25 STEM Activities Easy Enough for Preschoolers</a> for some ideas.</p>	<p>9</p> <p><b>LOUISIANA DAY</b></p> <p>Louisiana has 64 parishes. The Brown Pelican is our State Bird. <a href="#">Click here</a> for a free coloring book to learn more about our state.</p>	<p>10</p> <p>Take a walk to collect leaves then sort the leaves by color, shape, and size. If it is raining, have a <a href="#">scavenger hunt indoors</a>.</p>	<p>11</p>  <p><b>VETERANS DAY</b></p> <p>Show and talk about the <a href="#">colors in the flag</a>, give children crayons/paper to make their own. If you know a veteran, share a picture of your children's creation.</p>
<p>12</p> <p>Play a favorite song and have a dance party at home! Or sing <a href="#">nursery rhymes</a> and move to the beat!</p> 	<p>13</p> <p><b>WORLD KINDNESS DAY</b></p> <p>Help pick up their toys, help rake leaves for a neighbor, draw pictures for local children's hospitals or nursing homes</p>	<p>14</p> <p><b>NATIONAL PJ DAY</b></p> <p>Have a family movie night with snacks, lots of pillows and cuddling.</p> 	<p>15</p> <p><b>AMERICA RECYCLES DAY</b></p> <p><a href="#">Explore why recycling is important for kids</a>. Identify items that can be recycled. Practice sorting items into bins.</p>	<p>16</p> <p>Look in the mirror together. Help the child describe him/herself, and you.</p> 	<p>17</p> <p>Help you child with a <a href="#">household chore</a>. This helps children develop skills and experiences how families work together. Donate items no longer needed.</p>	<p>18</p> <p><b>NATIONAL PARENT INVOLEMENT DAY</b></p> <p>With your child, schedule family time on your calendar and make a list of activities to do.</p>
<p>19</p> <p>Try making kid-friendly recipes with your child to practice math and literacy skills. Measure out ingredients together.</p> 	<p>20</p> <p><b>NATIONAL CHILD'S DAY</b></p> <p>Tell your child(ren) what you love about them and how proud you are of them. Conversation starter: I love doing ____ with you.</p>	<p>21</p> <p>Have a backyard picnic.</p> 	<p>22</p> <p><a href="#">Make a list together of what your family is thankful for.</a></p> 	<p>23</p> <p><b>THANKSGIVING DAY</b></p> <p>Have children help set the table! Count out how many plates, glasses, and silverware.</p> 	<p>24</p> <p>Enjoy an <a href="#">activity or game</a> with no electronics.</p> 	<p>25</p> <p>Share a book together by letting your child turn the pages as you read and point to the words.</p> 
<p>26</p> <p>Play a feeling guessing game. Take turns making a feeling face (happy, sad, surprised, and excited) and try to guess the name of the feeling.</p>	<p>27</p> <p>Write and illustrate a story together.</p> 	<p>28</p> <p>Have a debriefing session. Give them a prompted sentence to work with such as "Today, I felt ____ when ____ happened."</p>	<p>29</p> <p>Tell the children what is your favorite food and why. Then ask them what their favorite food is and why.</p> 	<p>30</p>  <p>Go on a "Shape Hunt"</p> <p>Find household items shaped like a square, circle, triangle, rectangle, oval, and diamond.</p>	<p>The Family Engagement Month Calendar is a collection of resources including activities you can do with your child anytime. The activities are, meant to be fun and to make the most of these teachable moments. Children have different abilities as well as different interests. Modify the activities to meet the needs of your child.</p> <p>Most of all have <b>FUN!</b></p>	